



# PRODUCTION GUIDE

VERSION 6.3

Amway CENTER

TRULY LEGENDARY



AmwayCenter.com

BOX OFFICE

AMWAY CENTER | ORLANDO, FL  
400 West Church Street, Orlando, FL 32801



## ***TABLE OF CONTENTS***

2	Staff Directory
3	General Information
7	Backstage
10	Booking Procedures
11	Electrical Show Power
13	Equipment
15	LED Content Creation Guide
17	Radio Frequencies
18	Food & Beverages/Catering
19	Labor Rates
20	Marketing
21	Parking Options
22	Permitting
23	Rigging
25	Stagehand Services
26	Seating and Floor Specifications
28	Security
29	Notes





# STAFF DIRECTORY

## Administration

**ALLEN JOHNSON** Chief Venues Officer  
allen.johnson@cityoforlando.net | 407.440.7070

**CRAIG BORKON** Assistant Director  
craig.borkon@cityoforlando.net | 407.440.7040

**ROBERTA SCOTT** Executive Assistant  
roberta.scott@cityoforlando.net | 407.440.7008

**ADOLFINA ORTIZ** Administrative Specialist\*  
adolфина.ortiz@cityoforlando.net | 407.440.7071  
\* to the CVO

## Box Office

**CARY CLARK** Box Office Manager  
cary.clark@cityoforlando.net | 407.440.7056

**ERIC JOHNSON** Asst. Box Office Manager  
eric.johnson@cityoforlando.net | 407.440.7055

## Finance

**CLYDE BOUTTE** Business Division Manager  
clyde.boutte@cityoforlando.net | 407.440.7051

**ERIC HUTCHERSON** Fiscal Manager  
eric.hutcherson@cityoforlando.net | 407.440.7050

**MELINDA POOLE** Financial Analyst  
melinda.poole@cityoforlando.net | 407.440.7052

**MARK SMITH** Accountant  
mark.smith@cityoforlando.net | 407.440.7054

**MELINDA RICHARDS** Accounting Specialist  
melinda.richards@cityoforlando.net | 407.440.7053

**BRIAN WEBER** Technology Specialist  
brian.weber@cityoforlando.net | 407.440.7025

## Security

**MIKE WEEMAN** Security Manager  
edward.boyens@cityoforlando.net | 407.440.7012

**EARL BIGGETT** Assistant Security Manager  
sylvester.biggett@cityoforlando.net | 407.440.7011

**SECURITY COMMAND** (24/7 Office)  
407.440.7010

## Event Services

**KEVIN BROWN** Booking Manager  
kevin.brown@cityoforlando.net | 407.440.7041

**AMANDA HORNING** Senior Event Manager  
amanda.horning@cityoforlando.net | 407.440.7045

**TENILLE CALLAHAN** Event Manager  
tenille.callahan@cityoforlando.net | 407.440.7043

**RYAN FITZGERALD** Event Coordinator  
ryan.fitzgerald@cityoforlando.net | 407.440.7021

## Marketing

**KIRK WINGERSON** Marketing Division Manager  
kirk.wingerson@cityoforlando.net | 407.440.7024

**TANYA BOWLEY** Marketing and Promotions Manager  
tanya.bowley@cityoforlando.net | 407.440.7020

**EMMA AISTROP** Marketing Coordinator  
emma.aistrop@cityoforlando.net | 407.440.7044

**ALEX EDWARDS** Interactive Media Coordinator  
alex.edwards@cityoforlando.net | 407.440.7022

## Operations

**CHARLES P. LEONE, JR.** Operations Division Manager  
charles.leone@cityoforlando.net | 407.440.7060

**MIKE SENAY** Operations Manager  
michael.senay@cityoforlando.net | 407.440.7061

**OLLIE RIVES** Maintenance Manager  
ollie.rives@cityoforlando.net | 407.440.7030

**BRENNAN RILEY** Engineering Manager  
brennan.riley@cityoforlando.net | 407.440.7034



# GENERAL INFORMATION

## Address/Shipping Address

### AMWAY CENTER

400 West Church Street  
Suite 200  
Orlando, FL 32801-2515

Tel: (407) 440-7000

Fax: (407) 440-7001

## Directions to Amway Center

### From the North:

Follow I-4W to exit 82B to Anderson Street. Turn right onto Division Street. Turn right onto West Church Street. The Amway Center will be on the right side.

### From the South:

Follow I-4E to 82B for South Street on the right. Continue straight on Garland Avenue. Turn Left on West Church Street. The Amway Center will be on the left side.

### From the West:

Take FL-408E (Toll Road) to exit #9 toward US-92/US-17/US-441 (Toll Road). Merge onto Carter Street. Turn left at South Orange Blossom Trail/US-17/US-92. Turn right onto West Church Street. The Amway Center will be 6 blocks down on the right side.

### From the East:

Take FL-408W (Partial Toll Road) to exit #11A toward Rosalind Avenue. Turn left at FL-15E/East South Street. Turn right onto South Division Avenue and then right onto Church Street. The Amway Center will be on the right side.

## Airports

### ORLANDO EXECUTIVE AIRPORT (4 Miles)

Orlando Executive Airport is located 4 miles from the Amway Center. For your convenience, the following charter air services are located there; Sheltair Aviation and Showalter Flying Service.

### Sheltair Aviation

321 North Crystal Lake Drive  
Orlando, Florida, 32803

Tel: (407) 896-2799

Fax: (407) 581-5652

### Driving Directions:

#### Amway Center to Sheltair Aviation:

1. Head east on Church Street to South Garland Avenue, (go 0.1 mi)
2. Turn left onto South Garland Avenue, (go 0.4 mi)
3. Turn right onto West Robinson Street, (go 2.2 mi)
4. Turn right onto North Crystal Lake Drive, (go 492 ft)
5. Make a U-turn, Sheltair Aviation will be on the right.

#### Sheltair Aviation to Amway Center:

1. Head northwest on N Crystal Lake Drive toward East Robinson Street, (go 450 ft)
2. Take the first left onto East Robinson Street, (go 2.3 mi)
3. Turn left onto North Hughey Ave, (go 0.4 mi)
4. Take the 3rd right onto West Church Street, Amway Center will be on your left.

### Showalter Flying Service

400 Herndon Avenue  
Orlando, Florida 32803

Tel: (407) 894-7331

Fax: (407) 894-5094

### Driving Directions:

#### Amway Center to Showalter Flying Service:

1. Head east on Church Street to South Garland Avenue, (go 0.1 mi)
2. Turn left onto South Garland Avenue, (go 0.4 mi)
3. Turn right onto West Robinson Street, (go 2.3 mi)
4. Turn left onto Maguire Blvd, (go 0.5 mi)
5. Turn right onto East Colonial Drive, (go 0.4 mi)
6. Turn right onto Herndon Avenue, (go 0.2 mi)
7. Slight right onto Elwell Avenue to Terminal.

#### Showalter Flying Service to Amway Center:

1. Head north on Elwell Avenue toward Herndon Avenue, (go 203 ft)
2. Continue onto Herndon Avenue, (go 0.2 mi)
3. Turn left onto E Colonial Drive, (go 0.4 mi)
4. Turn Left onto Maguire Blvd, (go 0.5 mi)
5. Turn right onto East Robinson Street, (go 2.3 mi)
6. Turn left onto North Hughey Avenue, (go 0.4 mi)
7. Take the 3rd right onto West Church Street, Amway Center will be on your left.

#### ORLANDO INTERNATIONAL AIRPORT (13 Miles)

One Airport Boulevard  
Orlando, FL 32837

Tel: (407) 825-2001 (General Inquiries)  
Tel: (407) 825-8463 (Flight Information)

Airport Code: MCO

Airport Use: Commercial  
orlandoairports.net

#### Driving Directions:

##### Amway Center to Orlando International Airport:

1. Start at 400 West Church Street going toward South Hughey Avenue, (go 0.1 mi)
2. Turn Right on South Hughey Avenue (go 0.1 mi)
3. Take ramp onto I-4 Westbound, (go 0.6 mi)
4. Take exit #82A/SR-408 onto SR-408 Eastbound toward Titusville (Toll Road), (go 4.7 mi)
5. Take exit #14 (SR-436) onto Lake Underhill Road (Toll Road), (go 0.5 mi)
6. Turn Right on South Semoran Boulevard (SR-436 South), (go 6.1 mi)
7. Continue on Airport Boulevard toward Orlando Int'l Airport, (go 0.7 mi)
8. Follow signs to terminal

##### Orlando International Airport to Amway Center:

1. Start going toward the Airport Exit on Airport Boulevard, (go 1.2 mi)
2. Take Left ramp onto Airport Boulevard toward Terminal B/North Exit (SR-436 Toll Road)/SR-528, (go 1.9 mi)
3. Continue on South Semoran Boulevard (SR-436 North), (go 6.1 mi)
4. Take ramp onto SR-408 (Toll Road) West toward Downtown/Orlando (Toll Road), (go 3.6 mi)

5. Take exit #11A/Rosalind Avenue/Hospital (Toll Road) (go 0.5 mi)
6. Turn Left on East South Street (SR-15 North) (go 0.5 mi)
7. Turn Right on South Garland Avenue, (go 0.1 mi)
8. Turn Left onto West Church Street, (go 0.1 mi)

For your convenience, the following charter air services are located at the Orlando International Airport.

#### Galaxy Aviation of Orlando (MCO)

9425 Tradeport Drive  
Orlando, Florida 32827

Tel: (407) 851-8304  
Fax: (407) 855-9588

#### Galaxy Aviation to Amway Center:

1. Head north on Tradeport Drive toward Binnacle Way (go 1.6 mi)
2. Take ramp onto FL-528 W (Partial toll road) (go 9.4 mi)
3. Keep Right at fork for I-4 E/Downtown Orlando/merge onto I-4 East (go 10.5 mi)
4. Take exit 82B for South St (go 0.7 mi)
5. Go straight to Garland Avenue (go 0.1 mi)
6. Take left onto West Church Street, Amway Center will be on your left. (go 0.1 mi)

#### Amway Center to Galaxy Aviation:

1. Head east on West Church Street to South Hughey Avenue (go 0.1 mi)
2. Turn right onto South Hughey Avenue to I-4 West (go 0.1 mi)
3. Enter I-4 West (go 10.8 mi)
4. Take exit 72 to merge onto FL-528 E (Partial toll Road) (go 9.3 mi)
5. Take exit 9 toward Tradeport Drive/Conway Road (go 0.2 mi)
6. Turn right onto Tradeport Drive (go 1.7 mi)
7. Make a U-Turn at Express Drive. Destination on Right. (go 0.2 mi)

**Signature Flight Support**

4215 Lindy Circle  
Orlando, FL 32827

Tel: (407) 825-6999  
Fax: (407) 856-5598

**Signature Flight Support to Amway Center:**

1. Head West on Lindy Circle to Binford Road (go 456 ft)
2. Take the 2nd right onto Tradeport Drive (go 2.1 mi)
3. Take the ramp to FL-528-W (Partial Toll Road) (go 9.4 mi)
4. Keep Right at fork for I-4 E/Downtown Orlando/merge onto I-4 East (go 10.5 mi)
5. Take exit 82B for South St (go 0.7 mi)
6. Go straight to Garland Avenue (go 0.1 mi)
7. Take left onto West Church Street, Amway Center will be on your left. (go 0.1 mi)

**Amway Center to Signature Flight Support:**

1. Head east on West Church Street to South Hughey Avenue (go 0.1 mi)
2. Turn right onto South Hughey Avenue to I-4 West (go 0.1 mi)
3. Enter I-4 West (go 10.8 mi)
4. Take exit 72 to merge onto FL-528 E (Partial toll Road) (go 9.3 mi)
5. Take exit 9 toward Tradeport Drive/Conway Road (go 0.2 mi)
6. Turn right onto Tradeport Drive (go 1.7 mi)
7. Turn left onto Lindy Circle / Destination will be on the left (go 0.2 mi)

**Hospitals****ORLANDO HEALTH** (1.5 Miles) "Trauma 1"

1414 Kuhl Avenue  
Orlando, FL 32806

Tel: (321) 841-5411  
Tel: (321) 841-5210 (Emergency Department)  
orlandohealth.com

**Orlando Regional Medical Center - ER**

29 West Sturtevant Street  
Orlando, FL 32806

**Driving Directions:****Amway Center to Orlando Regional Medical Center:**

1. Head west on West Church Street toward South Bryan Ave (410 ft)
2. Turn left onto South Division Ave (go .03 mi)
3. Turn left on East Anderson Street (go 0.4 mi)
4. Turn right on South Orange Ave (go 0.9 mi)
5. Turn right into ORMC Emergency Room

**Amway Center to Orlando Health:**

1. Start at 400 West Church Street, going toward South Division Avenue
2. Turn left on South Division Avenue (go 0.6 mi)
3. Turn left on West Gore Street (go 0.2 mi)
4. Turn right on Lucerne Terrace (go 0.2 mi)
5. Turn left on West Columbia Street (go 0.2 mi)
6. Turn right on Kuhl Avenue (go 0.1 mi)
7. ORMC on the right

**Orlando Health to Amway Center:**

1. Start at 1414 Kuhl Avenue, going toward West Underwood Street, (go 0.1 mi)
2. Turn left on West Columbia (go 0.2 mi)
3. Turn right on Lucerne Terrace (go 0.2 mi)
4. Turn left on West Gore Street (go 0.2 mi)
5. Turn right on South Division Avenue (go 0.6 mi)
6. Turn right on West Church Street

**FLORIDA HOSPITAL – ORLANDO** (3.5 Miles)

601 East Rollins Street  
Orlando, FL 32803

Tel: (407) 303-5600  
floridahospital.com

**Driving Directions:****Amway Center to Florida Hospital:**

1. Go East on West Church Street towards South Hughey Avenue (go 0.1 mi)
2. Turn Left onto South Garland Avenue, (go 0.7 mi)
3. Merge onto I-4 East via the ramp on the Left (go 1.3 mi)
4. Take Princeton Street exit, exit #85 (go 0.2 mi)
5. Turn Right onto East Princeton Street ST/FL 438 (go 0.3 mi)
6. Turn Left onto Bedford Road (go 0.1 mi)
7. End at 601 East Rollins Street

#### Florida Hospital to Amway Center:

1. Start at 601 Rollins Street, going toward Bedford Road
2. Turn Left onto Bedford Road, (go 0.1 mi)
3. Turn Right onto East Princeton Street, (go 0.4 mi)
4. Turn Left to take ramp onto I-4 Westbound, (go 2.1 mi)
5. Take exit 82 to Anderson Street
6. Turn right onto Anderson Street (0.1 mi)
7. Turn right onto Division Avenue (0.2 mi)
8. Turn right onto West Church Street

## Hotels

#### **GRAND BOHEMIAN HOTEL** (0.5 Miles)

325 South Orange Avenue  
Orlando, FL 32801

Tel: (407) 313-9000  
Toll Free: (888) 213-9110  
grandbohemianhotel.com

#### **ALOFT ORLANDO DOWNTOWN** (0.5 Miles)

500 South Orange Avenue  
Orlando, FL 32801

Tel: (407) 380-3500  
Toll Free: (877) 462-5638  
Fax: (407) 380-3600  
starwoodhotels.com

#### **EMBASSY SUITES ORLANDO-DOWNTOWN** (0.6 Miles)

191 East Pine Street  
Orlando, FL 32801

Tel: (407) 841-1000  
embassysuitesorlandohotel.com

#### **CROWNE PLAZA ORLANDO DOWNTOWN** (0.9 Miles)

304 West Colonial Drive  
Orlando, FL 32801

Tel: (407) 843-8700  
ichotelsgroup.com

#### **RESIDENCE INN ORLANDO DOWNTOWN** (1.2 Miles)

680 North Orange Avenue  
Orlando, FL 32801

Tel: (407) 482-1500  
marriott.com

#### **HAMPTON INN & SUITES DOWNTOWN SOUTH** (1.5 Miles)

43 Columbia Street  
Orlando, FL 32806

Tel: (407)270.6460  
hamptoninn3.hilton.com

#### **COURTYARD BY MARRIOTT ORLANDO DOWNTOWN** (1.6 Miles)

730 North Magnolia Avenue  
Orlando, FL 32803

Tel: (407) 996-1000  
Toll Free: (800) MARRIOTT  
orlandocourtyarddowntown.com

#### **DOUBLETREE BY HILTON ORLANDO DOWNTOWN** (1.9 Miles)

60 South Ivanhoe Boulevard  
Orlando, FL 32804

Tel: (407) 425-4455  
doubletree1.hilton.com

#### **COMFORT SUITES – DOWNTOWN ORLANDO** (3.3 Miles)

2416 North Orange Avenue  
Orlando, FL 32804

Tel: (407) 228-4007 (Main)  
orlandocomfortsuites.com

For additional hotel listings outside of downtown, please visit Orlando/Orange County Convention & Visitors Bureau's Web site at [orlandoinfo.com](http://orlandoinfo.com)

## CVB

#### **ORLANDO/ORANGE COUNTY CONVENTION & VISITORS BUREAU**

6700 Forum Drive  
Suite 100  
Orlando, FL 32821

Tel: (407) 363-5872  
Toll Free: (800) 972-3304  
orlandoinfo.com

The Orlando/Orange County Convention & Visitors Bureau, Inc. (Orlando CVB) is the only officially recognized sales and marketing organization for the Orlando and Orange County area. Orlando CVB represents more than 1,450 private businesses that make up the area's tourism industry.



# BACKSTAGE

## Event Level Function Spaces

ROOM NAME	SQ. FEET	SHOWERS	RESTROOMS	DIST. TO END STAGE
Production Office 1	304			140 Ft.
Production Office 2	273			146 Ft.
Conference Room	472			130 Ft.
Green Room	982	X	X	143 Ft.
Star Dressing Room 1*	260	X	X	200 Ft.
Star Dressing Room 2*	354	X	X	220 Ft.
Star Dressing Room 3	312	X	X	200 Ft.
Star Dressing Room 4	257	X	X	215 Ft.
Star Dressing Room 5	260	X	X	143 Ft.
Star Dressing Room 6	256	X	X	95 Ft.
Official Locker Room 1	135	X	X	245 Ft.
Official Locker Room 2	157	X	X	245 Ft.
Officials Lounge	217			227 Ft.
Auxiliary Locker Room 1	1017	X	X	310 Ft.
Auxiliary Locker Room 2	847	X	X	255 Ft.
AFL Locker Room	2819	X	X	90 Ft.
Hockey Locker Room	1785	X	X	420 Ft.
Press Support**	1400			185 Ft.
Press Workroom**	850			220 Ft.

\* Rooms can be combined

\*\* Rooms can be combined

Rooms subject to availability.



# Map of Event Level Function Spaces



## Amenities

**OFFICIALS LOUNGE** // Officials' Locker Rooms share a common lounge.

**AUXILIARY LOCKER ROOM 1** // Includes coaches office, training room and lockers.

**AUXILIARY LOCKER ROOM 2** // Includes coaches office, training room and lockers.

**AFL LOCKER ROOM** // Includes coaches office, coaches lockers, recreational room, training room and lockers.

**HOCKEY LOCKER ROOM** // Includes changing room, locker room and training room.

**PRESS SUPPORT** // Concert Catering Room.

*Wireless Access: Amway Center is equipped with phone and data capabilities.*

## Freight Elevator

**Freight Elevator 1** // (1) 15,000 lb

**Dimensions** // 9'4"W x 23'10"D x 10'H

**Access Door** // 9'W x 10'H

## Load In Information

**LOAD IN / LOAD OUT** // The Amway Center loading dock area is located at 400 South Street between Hughey Avenue and Division Avenue. South Street is the next major street to the south of Church Street.

**DOCKS AVAILABLE** // 5 during load in / 6 during load out. All Loading Docks can be closed while trucks are parked within loading dock.

**LOADING DOCK ENTRANCE** // Located on South Street (South) between Hughey Avenue (East) and Division Avenue (West).

**DOCK POWER** // Each loading dock is equipped with (2) services of 200 amps 3-phase power.

**DOCK LEVELER** // Available at each dock.

**SCOREBOARD TRIM/CLEARANCE HEIGHT** // 72'H

**LOADING DOCK TRUCK DOOR** // 8'W x 12'H

**ZAMBONI ROLL-UP ACCESS CLEARANCE** // 16'W x 14'H

**DRIVE IN RAMP CLEARANCE** // 18'W x 18'H

Floor Access from Loading Dock Area (Closest to Security Office). During events, this ramp must remain clear for emergency vehicles.

**VOMITORY CLEARANCE** // 8'H

**TRUCKS/BUSES PARKED AT ONE TIME** // 5 in the dock, with additional parking in the GEICO Garage across South Street.

**OVERFLOW PARKING** // The GEICO Garage is located on South Street across from the loading docks. The GEICO Garage provides additional parking for up to 25 buses or trucks on first floor, East side.

**PUSH FROM LOADING DOCK #2 TO FLOOR** // 55'

## Concourse Elevation

LEVEL	HEIGHT
Event Floor	0'
Mezzanine (ADA)	16'-1"
Founders	25'-1"
Terrace Level (100 Level)	38'-6"
Chase Club Level	56'-2"
Promenade (200 Level)	71'-6"
Last Row of Seating on Promenade Level	95'-8"
Sky	91'-11"
Press	101'-9"
Low Steel	103'
Roof	140'



# BOOKING PROCEDURES

## **Booking Contact**

**KEVIN BROWN**

kevin.brown@cityoforlando.net

407.440.7041

## **Calendar of Events**

The Amway Center maintains an official event calendar for the booking of all available areas within the Amway Center. The public calendar found on our website is not the booking calendar. Please contact the Booking Manager for tentative open dates for your upcoming event. Clients interested in holding dates for upcoming events are required to complete an Event Request Form.

## **Event Request Form**

Please contact a Booking Manager for an Event Request Form.

## **Contract Execution**

The Amway Center will prepare a written contract to be signed by the client. All terms are subject to change until the contract has been signed and fully executed by both parties. Any additions made to the contract should be in writing and signed by both parties.

## **Deposits**

In addition to the rental contract, events may be required to provide a rental deposit. If tickets sales are not adequate to cover building expenses, the client may be required to make additional deposits prior to event date.

If deposits are not made by the agreed upon date, the event is subject to cancellation and deposit forfeited.

## **Insurance & Indemnification Requirements**

Amway Center requires all clients to obtain their own insurance stating City of Orlando as Additional Insured. If insurance is not obtained by the client within 7 business days prior to event, event is subject to cancellation.

Bodily Injury\* – \$1,000,000

Property Damage – \$1,000,000

Additional Insured – City of Orlando

*\* Injury to, or death of one or more persons as a result of any one occurrence.*

## **Settlement**

At the conclusion of the event, the client is responsible to settle all outstanding expenses and contractual fees.

At settlement, the client will be presented with proof of expenses acquired during client's events. (Example: Advertisement Expenses, Box Office Reports, Catering, Rent Balance, Taxes, Ticketing Expenses, Reimbursable Expenses, etc.)



# ELECTRICAL SHOW POWER

## Electrical Show Power

LOCATION	AMPS	PHASE	VOLTS
Upstage Left	(3) 400	3	120/208 <sup>(1)</sup>
	(2) 200	3	120/208 <sup>(1)</sup>
	(2) 200	3	120/208 – Isolated <sup>(2)</sup>
	(1) 400	3	120/208 – Isolated <sup>(2)</sup>
Upstage Right	(3) 400	3	120/208 <sup>(3)</sup>
	(2) 200	3	120/208 <sup>(3)</sup>
	(2) 200	3	120/208 – Isolated <sup>(4)</sup>
	(1) 400	3	120/208 – Isolated <sup>(4)</sup>
Arena North Floor	(2) 200	3	120/208 <sup>(5)</sup>
	(1) 125	3	120/208 – Isolated <sup>(5)</sup>
Downstage Right Vom	(2) 200	3	120/208 <sup>(3)</sup>
Downstage Left Vom	(2) 200	3	120/208 <sup>(1)</sup>
Loading Dock	(6) 200	3	120/208 <sup>(1)</sup>
	(6) 200	3	120/208 <sup>(3)</sup>
GEICO Garage	(1) 200	3	120/208 – Located on 1 <sup>st</sup> Floor (Truck/Bus Staging)
	(1) 200	3	120/208 – Located on 8 <sup>th</sup> Floor
Plaza – Fan Fest Plaza (NW Corner, Outside on Church Street)	(1) 400	3	120/208 <sup>(5)</sup>
Player Garage	(8) 200	3	120/208 <sup>(1)</sup>
	(2) 50	3	120/208 <sup>(1)</sup>

### SHOW POWER DISTRIBUTION AND TRANSFORMER SERVICES

- <sup>(1)</sup> Power is serviced by a 500 kVA Transformer = 1387 amps, 3-phase.
- <sup>(2)</sup> Power is serviced by a 225 kVA Transformer = 624 amps (Isolated).
- <sup>(3)</sup> Power is serviced by a 500 kVA Transformer = 1387 amps, 3-phase.
- <sup>(4)</sup> Power is serviced by a 225 kVA Transformer = 624 amps (Isolated).
- <sup>(5)</sup> Power is serviced by a 500 kVA Transformer = 1387 amps, 3-phase.



▲ 200 Level Vom:  
L15-30amp

● CATWALK (with cams):  
200amps, 3-ph, 120/208,  
each on own 112KVA  
Transformer  
CATWALK:  
(5) 200amps,  
3-ph, 277/480

Show Power Mpp  
Revised: 10/06/2015

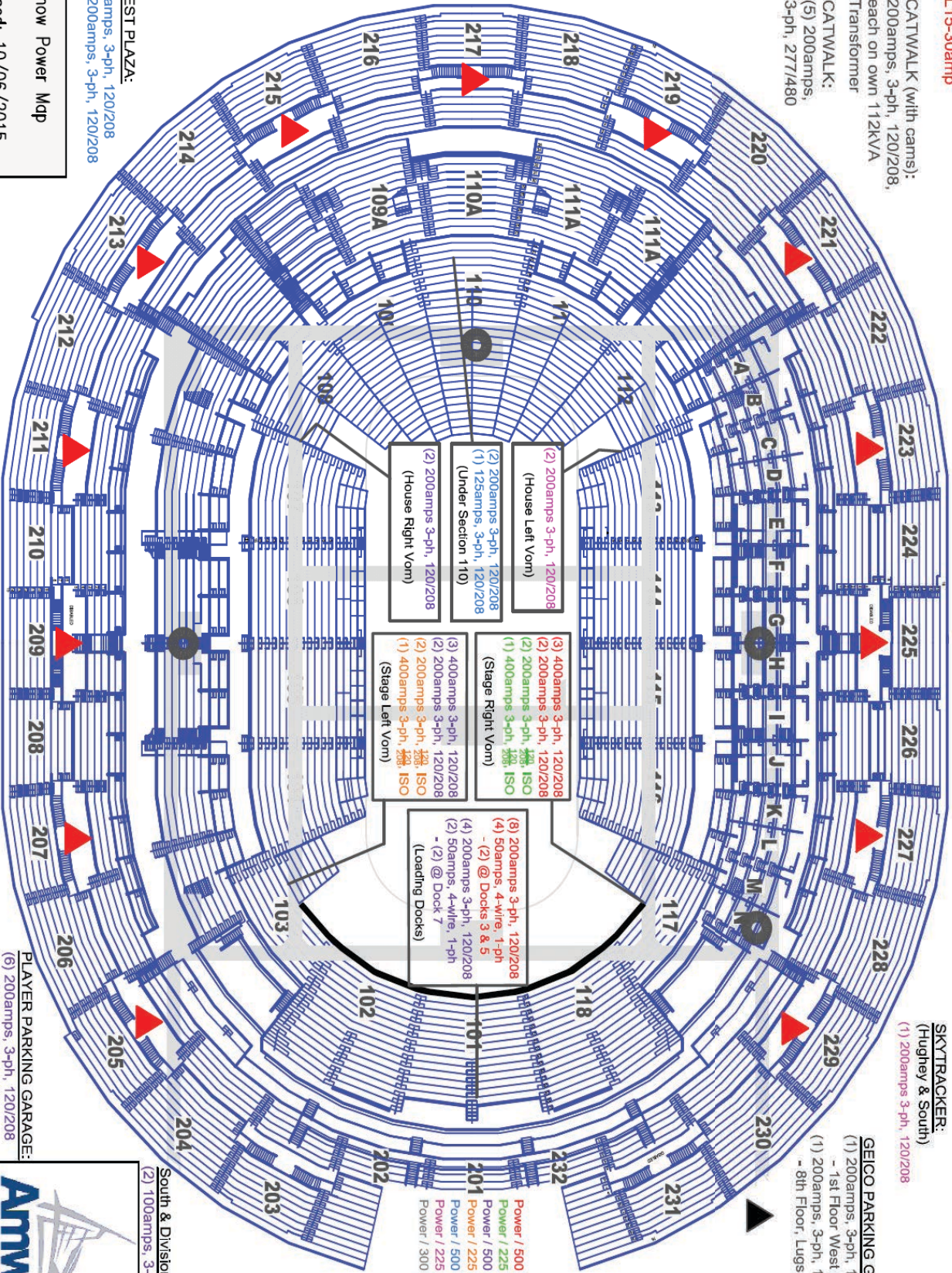
FAN FEST PLAZA:  
(1) 400amps, 3-ph, 120/208  
via (2) 200amps, 3-ph, 120/208

All services are subject to availability.

PLAYER PARKING GARAGE:  
(6) 200amps, 3-ph, 120/208  
(2) 50amps, 4-wire, 1-ph  
(2) 200amps, 3-ph, 120/208



South & Division:  
(2) 100amps, 3-ph, 120/208



(2) 200amps 3-ph, 120/208  
(House Left Vom)

(2) 200amps 3-ph, 120/208  
(Under Section 110)

(2) 200amps 3-ph, 120/208  
(House Right Vom)

(3) 400amps 3-ph, 120/208  
(2) 200amps 3-ph, 120/208  
(1) 400amps 3-ph, ISO  
(Stage Right Vom)

(3) 400amps 3-ph, 120/208  
(2) 200amps 3-ph, 120/208  
(2) 200amps 3-ph, ISO  
(1) 400amps 3-ph, ISO  
(Stage Left Vom)

(8) 200amps 3-ph, 120/208  
(4) 50amps, 4-wire, 1-ph  
- (2) @ Docks 3 & 5  
(4) 200amps 3-ph, 120/208  
(2) 50amps, 4-wire, 1-ph  
- (2) @ Dock 7  
(Loading Docks)

SKYTRACKER:  
(Hughes & South)  
(1) 200amps 3-ph, 120/208

GEICO PARKING GARAGE:  
(1) 200amps, 3-ph, 120/208  
- 1st Floor West (Truck Parki  
(1) 200amps, 3-ph, 120/208,  
- 8th Floor, Lugs

Power / 500 kVA Transform  
Power / 500 kVA Transform  
Power / 225 kVA Transform  
Power / 225 kVA Transform  
Power / 500 kVA Transform  
Power / 225 kVA Transform  
Power / 300 kVA Transform

## Operational Equipment

### STAGERIGHT STAGING

- Heights range from 48" to 72"
- Skirted Stage
- Extra Staging Available

### STAGERIGHT BARRICADE

- 120' of Mesh Barricade CC-500 V2 4' Wide, 56" Deep, with step extensions
- Includes (2) Corner Wedge Plates, (2) Thrust Assembly Inside Corner, (2) Thrust Assembly Outside Corner Left, (2) Thrust Assembly Outside Corner Right

**RISERS //** 8" to 24" High

**EASELS //** (15) Easels (Aluminum)

### ADA LIFT

- Ascension Vertuoso 5460P Lift
- Reaches 60"
- Uses 5-1/2" of floor space
- Lifting capacity of 750 pounds

### FORKLIFTS //

- Total of 2
- (1) Komatsu 4' (48")
- (1) Komatsu 6' (72")
- Maximum Fork Height – 189"
- Overall Lowered Height – 84.5"
- Free Lift – 36.4" with standard Load Backrest
- Base Model Lifting Capacity – 5,000 pounds @ 24" load center
- Actual Capacity – 4,500 pounds @ 24" load center to 189" MFH

**PALLET JACKS (MANUAL) //** Total of 2 // 2 manual Bishamon jacks with 5,500 pounds capacity

**BIKE RACK //** Total of 100 // 8 Foot Sections

**TENSA BARRIERS //** Total of 100 – Black Satin "Slimline" 7.6' per post

**SCISSOR LIFTS //** Total of 1 – Electric Skyjack 20' max height

### TABLE CLOTHS //

- Total of 50\*
- 25 skirts, 4 sided, Black, 96" x 30" x 30"
- 25 skirts, 4 sided, Royal Blue, 96" x 30" x 30"

**TABLE CLOTHS (ROUND) //** Total of 30\*

- 30 skirts, Royal Blue, 3 sided, 96" x 30" x 30"

### CONCERT SEATS

- 2050 Folding Chairs
- 200 Companion Seats

**PIPE & DRAPE //** 100 ft. of 8' Black Drape

**WHITE BOARDS //** (4) Rolling White Boards

\* Quantities are approximate and subject to availability

## Technical Equipment

**ASSISTED LISTENING DEVICES //** Total of 50

Listen Technology Corporation with 57 band channel width and an LCD Display Screen

**CHAIN HOIST //** (8) 120 Chain, 1 Ton Capacity

### HOUSE CURTAINS

#### Blackout Curtains

- Vom Curtains
- Upstage backdrop drape
- Upper Bowl Curtains – Can close off entire upper bowl seating (12 Sections, can be Individually lowered. Refer to red lines on Bowl Map on page 28)

### WIRELESS MICROPHONE PACKAGE

- (6) Shure UR24D/Beta58 Receiver and Handheld Mic
- (2) Shure UR1 Body Pack Transmitter and WL185 Microphone

### MIXER

- Yamaha M7CL 48 Channel

### PRODUCTION PHONE LINES/DATA

Contact Event Manager

**SPOTLIGHTS //** Total of 16 – 65 Pound Super Trouper

- Long Throw 2.0 Kw Follow Spot
- 4 spotlights live in corner baskets

**PODIUMS //** (16) Stand Alone Podiums

**HOUSE SOUND CLUSTER //** 6 Array consisting of:

- (4) Meyer Sound M3D
- (11) Meyer Sound MILO Cabinets

## Additional Sound

- 24 UP1A in catwalk
- (8) UP1A under scoreboard
- (1) Yamaha M748CC

## *Sporting Equipment*

### **ARENA FOOTBALL**

#### Football Artificial Turf Field // Total of 1

- (1) Actglobal Model #N40M Dual colored mono filament
- Goals Included

#### **POWER EDGER // Total of 2 // Propane powered**

#### **DANCE // Portable Dance Floor – Total of 1**

- (1) Sico Inc. floor
- Total size of floor is 30 x 30 feet
- 3' x 3' panels
- Natural Oak Parquet

### **HOCKEY**

#### Zamboni // Total of 2

- Propane power
- Ice re-surfacer

#### Hockey Goals // (2) Red Athletica, 4' x 6'

#### **ICE FLOOR DECKING // (1) Lightweight Athletics (1" x 4' x 8' panels)**

#### **SKATE MATTING // Total of 6**

- (6) Skate-spike resistant matting
- 3' x 75'

### **LACROSSE**

#### Lacrosse Goal Sets // Total of 1 – (1 set) Jaypro Sports Equipment Model #LG50

#### Lacrosse Goal Nets // Jaypro Sports Equipment Model #LGND40

#### **SOCCER // Soccer Artificial Turf Field – Total of 1**

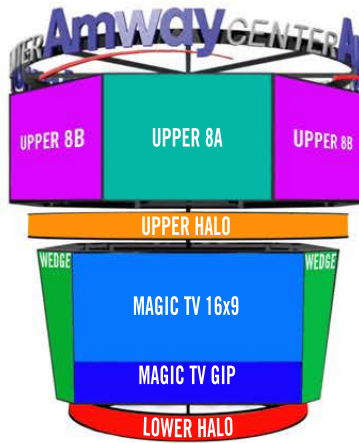
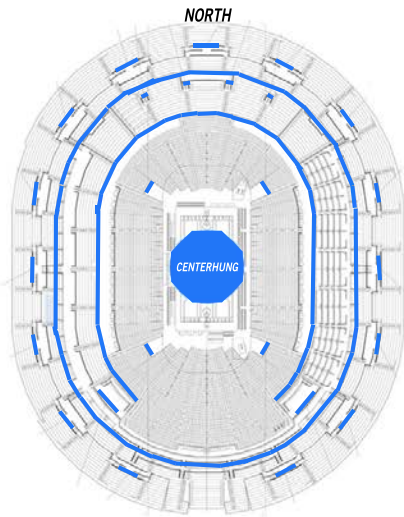
- (1) Actglobal Model #N40M Dual colored monofilament
- Interchangeable with Lacrosse Field

\* All equipment is subject to availability.





# LED CONTENT CREATION GUIDE



## DAVID STORM

Video Control Room Managing Producer  
Office: 407.916.2702  
Cell: 859.380.7619  
dstorm@orlandomagic.com

For information on uploading files, please contact dstorm@orlandomagic.com

**NON-MAGIC EVENTS VERSION 1.4\_02-28-11**

VIDEO DISPLAYS	RESOLUTION	COMPATIBLE FILE FORMAT
<b>CENTERHUNG</b>		
Upper 8A (4)	760W x 600H	RGB 30fps Uncompressed AVI
Upper 8B (4)	760W x 600H	RGB 30fps Uncompressed AVI
Upper Halo	6080W x 120H	RGB 30fps Uncompressed AVI
Wedges (4)	280W x 840H	RGB 30fps Uncompressed AVI
Magic TV 16x9	1280W x 720H	XDCam50 422 720P HD Video
Magic TV GIP	1120W x 212H	RGB 30fps Uncompressed AVI
Magic TV Full	1120W x 840H	RGB 30fps Uncompressed AVI
Lower Halo	4360W x 120H	RGB 30fps Uncompressed AVI
<b>RIBBON BOARDS</b>		
Courtside Voms (4)	192W x 36H	RGB 30fps Uncompressed AVI
Courtside (1)	1480W x 120H	RGB 30fps Uncompressed AVI
270° (1)	10,272W x 36H	RGB 30fps Uncompressed AVI
Sponsor Decks	576W x 36H	RGB 30fps Uncompressed AVI
Club Voms (4)	72W x 36H	RGB 30fps Uncompressed AVI
360° (1)	16,176W x 36H	RGB 30fps Uncompressed AVI
Prom Voms	120W x 36H	RGB 30fps Uncompressed AVI
East/West Voms	144W x 36H	RGB 30fps Uncompressed AVI



## NOTES

- Content created for the 360° must contain 12 pixels of non-display black on the far left.
- Content created for the 360°, Lower and Upper Halo must have seamless edges (left and right).
- Video created for Magic TV must be HD 16x9 for optimal playback. Full Video on Magic TV displays roughly 4x3 without the Magic TV GIP window.
- Animations for all displays besides 16x9 Magic TV must be RGB, 72dpi, 30 fps Uncompressed AVI files. Still images may be JPEG or PSD format. No other file formats will be accepted.
- All content delivered must include traffic instruction.
- 16x9 Magic TV displays 720p HD content. Optimal digital content is XDCAM50 422 720p60. Tape formats accepted are: Sony HDCam, DVCProHD, XDCam, Blue-Ray, DigiBSP, Sony SX.
- If your event requires half or two-thirds of the arena, please use 1284x36 repeating panels for 270° and 360°.
- Content created for the Wedges display in a trapezoid with a top width of 280 pixels and the bottom roughly 100 pixels. This is your title safe area.
- Courtside display is only available for Magic NBA Games unless otherwise arranged.



# RADIO FREQUENCIES

## Amway Center Fixed Radio Frequencies

LOCATION	DESCRIPTION	LOCATION	BRAND/MODEL	TURNUED OFF BY REQUEST
216.225	Assisted Listening	Catwalk Center	Listen Tech	No
451.350	Arena 2-way Radios	Building wide	Motorola	No
453.000	Arena 2-way Radios	Building wide	Motorola	No
456.325	Arena 2-way Radios	Building wide	Motorola	No
458.000	Arena 2-way Radios	Building wide	Motorola	No
463.237	Arena 2-way Radios	Building wide	Motorola	No
463.487	Arena 2-way Radios	Building wide	Motorola	No
464.862	Arena 2-way Radios	Building wide	Motorola	No
467.375	Arena 2-way Radios	Building wide	Motorola	No
468.234	Arena 2-way Radios	Building wide	Motorola	No
468.487	Arena 2-way Radios	Building wide	Motorola	No
470.000	Wireless Camera CCU #1	Control Room	Sony	Yes
473.000	Wireless Camera CCU #2	Control Room	Sony	Yes
564.000	Magic Broadcast Microphone	Varies	Sennheiser G3	No
576.475	Magic Broadcast Microphone	Varies	Sennheiser G3	No
1880-1930	Amway Wireless Coms	Entire Bowl	Clear Com Free Speak II	Yes
2425.000	HVAC Wireless Thermostat			No
2450.000	HVAC Wireless Thermostat			No
2475.000	HVAC Wireless Thermostat			No
6437.500	Wireless Camera LINK #1	Control Room	Sony	Yes
6512.500	Wireless Camera LINK #2	Control Room	Sony	Yes



# FOOD & BEVERAGE/CATERING

Orlando Food Service Partners is the exclusive in-house supplier for all Food & Beverage purposes at the Amway Center. Their staff of experienced event planners oversees the details of each event, including menu planning. For additional information regarding catering services, please contact Ashley Vahedian at avahedian@levyrestaurants.com or visit their Web site at levyrestaurants.com.

**ERIN BRAUN** Senior Catering Manager  
ebraun@levyrestaurants.com | 407.440.7085

## Hospitality Spaces

LEVEL	ROOM TITLE	SF	CAPACITY**
EVENT	Disney Atrium	7,332	1,000
	Fields Ultimate Lounge	12,140	600
IOA FOUNDERS *	IOA Hospitality Room Red	906	57
	IOA Hospitality Room White	1,054	65
	IOA Hospitality Room Blue	900	58
TERRACE	Sugar Skull Rum Landing	6,310	388
	Budweiser Baseline Bar	8,100	550
	Coors Light Mountain Bar	330	95
CLUB	North Club Bar	14,200	400
	Jernigan's Restaurant	15,578	311
	Jernigan's Banquet Room	1,324	253
PROMENADE	BankUnited Vault Room	3,400	253
	O-Zone	2,600	200
SKY***	ONE80 Skytop Lounge	4,435	360

\* Total square footage is 2,860. Total room capacity is 180. Rooms can be partitioned into 2 or 3 rooms.

\*\* Capacity is based on an empty room. Capacity may decrease based upon room setup.

\*\*\* One 80 Lounge is operated by Church Street Entertainment. 407.649.4270, <http://www.cseorlando.com>



# LABOR RATES

Description	Rate/Hr:	Contractor:
OPD, Lt.	\$58.00	OPD
OPD, Captain	\$66.00	OPD
OPD, Ofc	\$46.00	OPD
OPD, Sgt.	\$52.00	OPD
Dispatcher	\$32.00	OPD
CSO	\$32.00	OPD
TCS	\$26.00	OPD
EMT Commander	\$58.00	OFD
OFD EMT Communications	\$37.00	OFD
EMT	\$41.00	OFD
EMT - Supervisor	\$50.00	OFD
Uniform Security	\$21.00	In-House
Uniform Security - Supervisor	\$23.00	In-House
Peer Security	\$21.00	Andy Frain
Peer Security - Supervisor	\$23.00	Andy Frain
Peer Security Co-Ordinator	\$27.00	Andy Frain
Ticket Seller	\$13.00	Orlando Magic
Ticket Seller Supervisor	\$17.00	Orlando Magic
Box Office Manager	\$25.00	Orlando Magic
Ticket Taker/Door Guard	\$16.50	Andy Frain
Ticket Taker/Door Guard - Supervisor	\$20.00	Andy Frain
Guest Relations	\$16.50	Andy Frain
Usher	\$16.50	Andy Frain
Usher - Supervisor	\$20.00	Andy Frain
Head Usher	\$26.00	Andy Frain
Switchboard Operator	\$15.00	In-House
Porters & Matrons	\$15.50	Owens Facilities
Porters & Matrons - Supervisor	\$21.00	Owens Facilities
Traffic Engineering	Varies	City of Orlando
Operations Labor	\$15.00	In-House
Operations Crew Leader	\$20.00	In-House
Electrician	\$30.00	In-House
House Lights	\$28.00	In-House
Producer	\$65.00	Orlando Magic
Director/TD	\$65.00	Orlando Magic
Digital Signage Manager	\$50.00	Orlando Magic
LED Systems Manager	\$40.00	Orlando Magic
EIC/Tech Supervisor	\$50.00	Orlando Magic
Technical Director	\$65.00	Orlando Magic
A1 - Audio FOH Mixer	\$48.00	Orlando Magic
Video Shader/Engineer	\$38.00	Orlando Magic
Audio Tech	\$35.00	Orlando Magic
A/V Tech	\$35.00	Orlando Magic
Replay Operator (Chief)	\$50.00	Orlando Magic
G7GFX Operator	\$52.00	Orlando Magic
G7GFX Operator (Stats)	\$45.00	Orlando Magic
Text Message Operator	\$20.00	Orlando Magic
Camera Operator	\$38.00	Orlando Magic
Grip/Utility	\$25.00	Orlando Magic
LED Operator	\$35.00	Orlando Magic
Digital Signage Operator	\$35.00	Orlando Magic
Spotlight Operators	\$25.00	Orlando Magic
Moving Lights Operator	\$52.00	Orlando Magic
Clock Operator	\$25.00	Orlando Magic
Scoreboard Operator	\$25.00	Orlando Magic
Stats Operator	\$38.00	Orlando Magic

In-House Equipment, Description:	Rate:
Follow Spot (each)	\$150.00
Center Hung Video Board	\$1,000.00
LED Ribbon Boards (270 & 360 Rings)	\$1,000.00
Arena Sound System / Line Arrays	\$1,000.00
Geni Lift	\$20.00
Phone	\$75.00
Forklift (house)	\$150.00
Utilities	Varies
Internet Service	\$300.00
Internet Data Line	\$200.00
Video Cabling Package (Home)	\$250.00
Video Cabling Package (Visiting)	\$500.00
Wireless Hand Held Microphone (ea)	\$35.00
Portable Sound System Rental (ea)	\$150.00
Microphone (ea)	\$35.00
TV Rental (ea)	\$50.00
Blu-Ray DVD Player (ea)	\$50.00
DVD Recorder (ea)	\$110.00
Riser (ea)	\$10.00
Stage	\$500.00
Stage Barricade	\$300.00
Towel, Bath (ea) [white]	\$3.00
Towel, Hand (ea) [black]	\$4.00
Ambulance (per hour)	\$100.00
Gases (CO2, Dry Ice, Propane, etc.)	Varies
Fire Extinguishers	Varies
Copier Rental	Varies
Tablecloths for 8'x30" Tables (ea)	\$5.00
Portable Toilets	Varies
Camera Rental	Varies
Feedback Eliminator (ea)	\$35.00
Press Multibox (up to 18 outputs) (ea)	\$75.00
Table (ea)	\$6.00
Furniture Rental (per set)	\$125.00
LCD Projector with Screen (ea)	\$300.00
ClearCom	\$150.00
Sports Lights (per hour)	\$150.00
Scan Converter (ea)	\$200.00
AC Changeover/Conversion Fee	\$3,750.00
AC 1,000 - 2,000 ppl, Clean-Up / Daily	\$4,295.00
AC 2,001 - 5,000 ppl, Clean-Up / Daily	\$5,697.00
AC 5,001 - 7,500 ppl, Clean-Up / Daily	\$7,094.00
AC 7,501 - 10,000 ppl, Clean-Up / Daily	\$7,373.00
AC 10,001 - 12,500 ppl, Clean-Up / Daily	\$7,729.00
AC 12,501 - 15,000 ppl, Clean-Up / Daily	\$7,911.00
AC 15,001 - 18,500 ppl, Clean-Up / Daily	\$8,459.00
AC 18,501 - 20,000 ppl, Clean-Up / Daily	\$8,874.00
K9 Unit (Handler & Dog) - 4 hr minimum	\$224.00
Confetti Cleanup (flat rate)	\$500.00
Production Runner	\$200.00
Catering Runner	\$200.00
Catering Runner Pre-shop	\$175.00
Catering Assistant	\$175.00

**Notes:**

- Billable rates are current as of October 10, 2018. Rates, Vendors, and Equipment availability are subject to change.
- Equipment and services are subject to applicable sales tax (currently 6.5%)
- Labor is billed at a 4 hour minimum. Reflected rates do not include applicable overtime or holiday rates.
- Additional equipment and services may be available upon request at their applicable rates.
- Highlighted items are new/updated moving into 18-19 fiscal year.





# MARKETING

The Amway Center offers full-service marketing and communications to support your event. We can provide comprehensive marketing plans, media buying, promotions and/or provide you with recommendations and media contracts. We are committed to supporting promoters and presenters with the most professional, knowledgeable and effective event marketing to ensure a successful event.

Advertising expenses are due at event settlement, unless prior arrangements have been made. Advertising settlement will include all support documentation of advertising placed.

As one of North America's most technologically superior arenas, the Amway Center employs the industry's finest digital resources reaching the masses. Your event will receive significant exposure through the available resources outlined below.

## **INTERACTIVE MEDIA**

### **WEBSITE**

AmwayCenter.com

### **SOCIAL MEDIA**

Facebook  
Twitter  
Instagram  
YouTube  
Pinterest

### **EMAIL**

Venue databases  
Orlando Magic  
Orlando Solar Bears

## **PRINT MEDIA**

Orlando Weekly inclusion  
Printed monthly calendar

## **IN-GAME OPPORTUNITIES**

Orlando Magic  
Orlando Solar Bears

## **MEDIA RELATIONS**

Press release & media advisory distribution  
Media coordination  
Other media opportunities upon request

## **DIGITAL TECHNOLOGY**

### **EXTERIOR**

Prosticks  
Faces Interstate 4 for optimal visuals  
1032 x 896  
Townnose  
Faces Interstate 4 and primary pedestrian path-of-travel

### **BOX OFFICE**

Faces primary pedestrian path-of-travel  
2040 x 192

### **INTERIOR**

Clubes, Concourses, Restaurants and Suites  
Full-Commercial Placement (FCP)  
Integrated Commercial Placement (ICP)  
Vertical Commercial Placement (VCP)

### **INNER-BOWL LED**

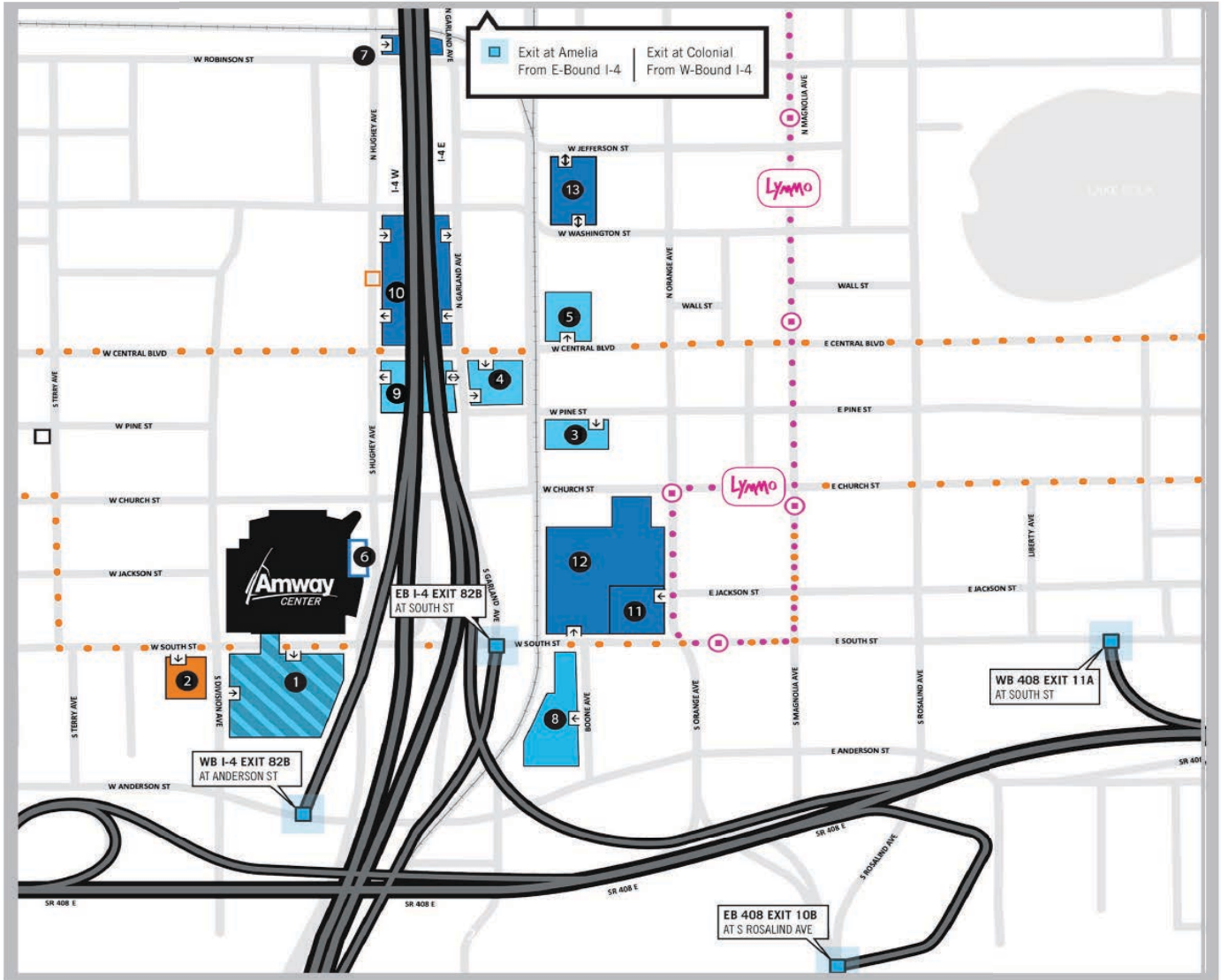
360 ° / wraps around the lower portion of the upper bowl  
270 ° / wraps around upper portion of the lower bowl

### **VIDEOBOARD**

TV spot display  
Pre-game  
Half-time / Intermission  
Post-game



# PARKING OPTIONS



**\$20 Parking** – Magic season ticket holder prepaid, reserved parking available for purchase. Purchase at [ticketmaster.com](http://ticketmaster.com)

**\$10 Parking** – Magic season ticket holder prepaid, reserved parking available for purchase. Purchase at [cityoforlando.net/parking](http://cityoforlando.net/parking)

**\$10** – General public paid parking\*

Variable Parking - Prices range from \$10 - \$20

Key Highway Exit Points

Garage Entrances/Exits

## PARKING GARAGE / LOT

## PARKING SPACES

## ADA ACCESSIBLE SPACES

1	GEICO Garage	1876	30
2	Gold Lot	47	1
3	55 West Garage	300	9
4	Garland Ave Lot	75	6
5	Central Blvd Garage	300	9
6	Blue Lot	23	2
7	Robinson Lot	22	2
8	City Commons Garage*	2176	36
9	North Lot 9 (under I-4)	50	0
10	Lot 10 (under I-4)	200	10
11	Lincoln Plaza Garage*	2176	9
12	SunTrust Center Garage*	1041	25
13	Jefferson Street Garage*	1045	23

### ***Special Permits Needed***

Special permit applications for the following activities shall be made to the City of Orlando Fire Department within 10 business days prior to the event.

- Display and operation of any unusual electrical, mechanical or chemical device, which may present a hazard. The device, its application and the operation itself, must be approved by the City of Orlando Fire Department.
- Display or operation of any heater, barbeque, open flame, candles, lamps, torches, etc.
- Use or storage of flammable liquids, compressed gases or dangerous chemicals, as determined by the Fire Marshal.
- Any pyrotechnics, fireworks or special effects display or process.
- Any unusual use of a motorized vehicle inside a structure.
- Any special cooking requirements. This includes cooking inside of convention areas, locker rooms or areas where cooking is not normally done.
- Tents in excess of 100 sq. feet (10x10) erected inside and/or outside the host facility. A separate permit may also be required by the City of Orlando Permitting Department.

Permitting forms are available on the City of Orlando Web site, [www.cityoforlando.net/permits](http://www.cityoforlando.net/permits), or in person at:

#### **Permitting Services Division**

City Hall, First Floor  
400 South Orange Avenue  
P.O. Box 4990  
Orlando, FL 32802-4990

Phone: (407) 246-2271  
Fax: (407) 246-3420

### ***Fire Marshal Contact***

#### **ORLANDO FIRE DEPARTMENT**

City Hall, 7th Floor  
400 South Orange Avenue  
P.O. Box 2846  
Orlando, FL 32802-4990

Phone: (407) 246-2386  
Fax: (407) 246-2512

### ***Fire Lanes and Fire Protection Equipment***

- a. Booth displays, signs, etc., shall not block or obstruct any fire hose, fire extinguishers, fire alarm pull stations or any other fire protection appliance inside of a building.
- b. No fire department equipment outside of the building shall be obstructed or blocked in any way. This includes sprinkler system valves, standpipes, hydrants, fire command rooms or any item, location or device designated for protection use.
- c. No vehicles shall be parked in fire lanes outside of building.

## Rigging Load Criteria

The following defines the acceptable loading criteria applicable to all rigging loads hung from the rigging beams and truss bottom chords for the arena.

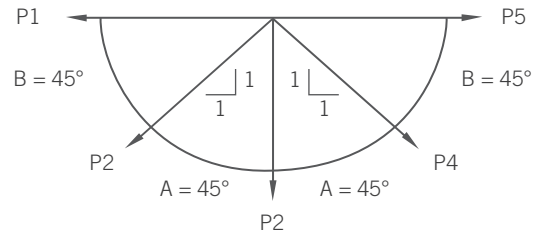
Please contact an event coordinator for rigging plat or for additional information.

1. All rigging loads shall be suspended only from the members indicated on the rigging load plans herein. Other framing members such as roof joists, roof beams, trusses, support beams (except as allowed by note below) shall not be used for the support of rigging loads.
2. The maximum working load supported by a rigging beam segment or truss bottom chord segment marker [5] shall not exceed 5,000 pounds. This load may be a single point or a combination of loads acting anywhere along the member, as long as the total load on the segment does not exceed 5,000 pounds. See the note below for limit on total applied rigging grid load.
3. The maximum working load supported by a rigging beam segment or truss bottom chord segment marker [8] shall not exceed 8,000 pounds. This load may be a single point or a combination of loads acting anywhere along the member, as long as the total load on the segment does not exceed 8,000 pounds. See the note below for limit on total applied rigging grid load.
4. The maximum working load supported by a rigging beam segment or truss bottom chord segment marker [10] shall not exceed 10,000 pounds. This load may be a single point or a combination of loads acting anywhere along the member, as long as the total load on the segment does not exceed 10,000 pounds. See the note below for limit on total applied rigging grid load.
5. The maximum working load supported by a rigging beam segment or truss bottom chord segment marker [16] shall not exceed 16,000 pounds. This load may be a single point or a combination of loads acting anywhere along the member, as long as the total load on the segment does not exceed 16,000 pounds. See the note below for limit on total applied rigging grid load.
6. Refer to limits for maximum hanging load orientation for angular orientation limits for any rigging load. The maximum permissible load for loads which for an angle greater than 45 degrees from vertical, shall be reduced 25% from maximums indicated above.
7. The maximum total working load tributary from all cross-stage (east – west) beams at any joint shall be 10,000 pounds unless noted otherwise, thus:
  - Joints Denoted (A) = 13,000 pounds**
  - Joints Denoted (B) = 16,000 pounds**
8. The maximum total combined rigging load carried by any truss, including the rigging load attributable to the rigging beams and girders supported by the truss, shall not exceed the following:
  - Truss 1: 25,000 pounds total maximum**
  - Truss 2: 25,000 pounds total maximum**
  - Truss 3: 75,000 pounds total maximum**
  - Truss 4: 75,000 pounds total maximum**
  - Truss 5: 85,000 pounds total maximum**
  - Truss 6: 85,000 pounds total maximum**
9. Rigging load limits listed above are in addition to the rated scoreboard capacity (84,000 lbs + 18,600 lb hoist) and the six primary speaker clusters (5,400 lbs each + 12,700 hoist for hoisting equipment). A 1.5 impact factor for hoists is included.
10. Rigging member segments marked [5] shall be identified with 2" tall white letters printed on each side of the member. At the center of the segment as follows: "Rigging Capacity 5,000 lb".
11. Rigging member segments marked [8] shall be identified with 2" tall white letters printed on each side of the member. At the center of the segment as follows: "Rigging Capacity 8,000 lb".



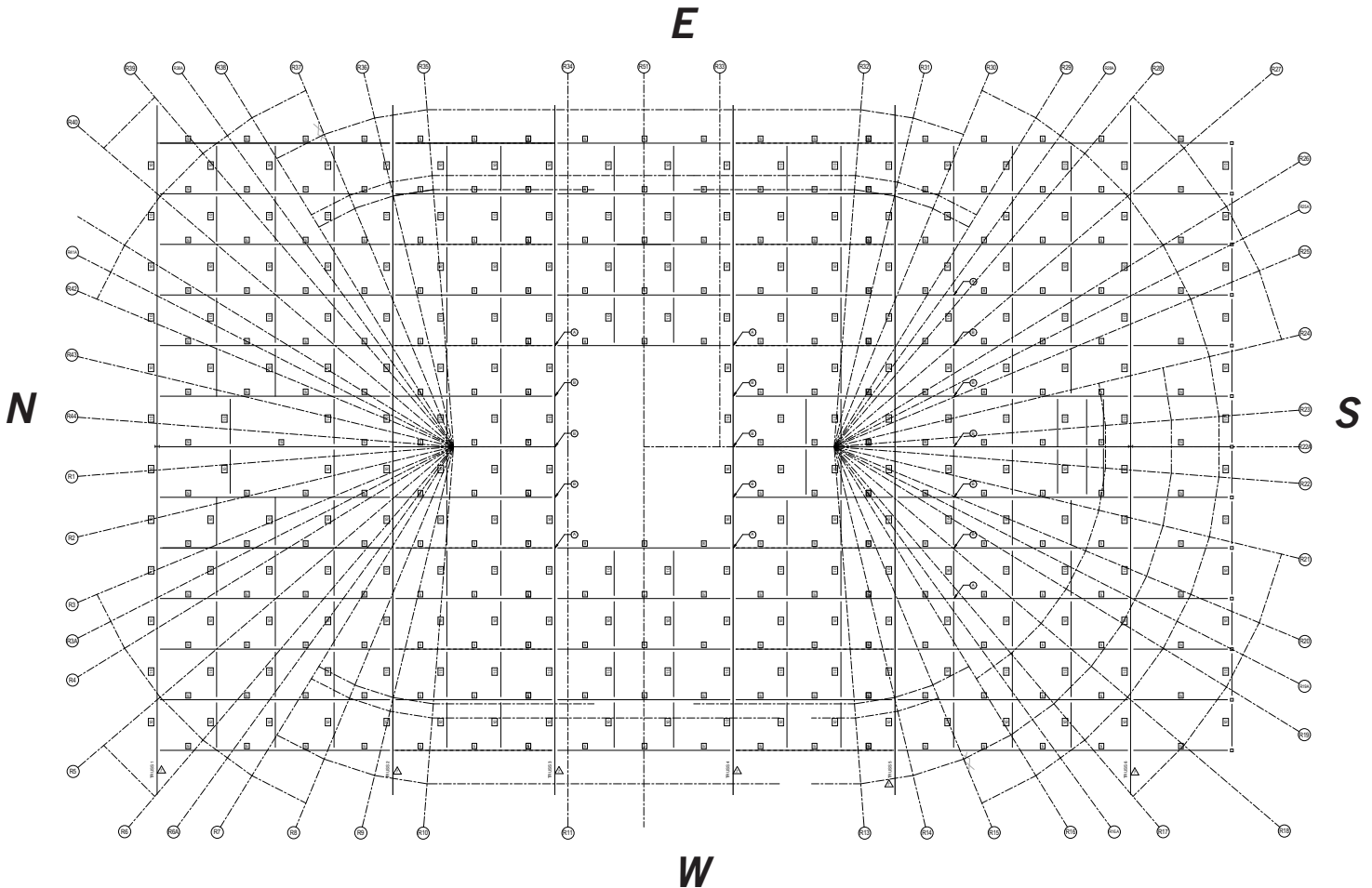
12. Rigging member segments marked [10] shall be identified with 2" tall white letters printed on each side of the member. At the center of the segment as follows: "Rigging Capacity 10,000 lb".
13. Rigging member segments marked [16] shall be identified with 2" tall white letters printed on each side of the member. At the center of the segment as follows: "Rigging Capacity 16,000 lb".
14. Wherever a rigging beam or girder is supporting a "house truss" winch system, which can be located anywhere within the rigging grid extents, the rigging capacity of every beam and/or girder supporting the winch system shall be reduced by 3,000 lbs from what is shown on the rigging plan. The overall rigging capacities listed in note 8, however, shall remain the same.

### Limits for Maximum Hanging Load Orientation



P = RIGGING LOAD ON MEMBERS

1. Rigging loads hung within envelope defined by Angle "A" may be full load values as defined in rigging load criteria notes above.
2. Rigging loads hung within envelope defined by Angle "B" shall be reduced to 75% of the loads defined in rigging load criteria notes above.





# **STAGEHAND SERVICES**

## ***Labor Service Companies***

The City of Orlando, acting as operator and manager of the Amway Center, has approved the following stage labor companies to provide service at the facility. It is the responsibility of the show promoter or building licensee to contract labor services for events.

### **APPROVED COMPANIES:**

**1. 24/7 Production Event Services // Joy “Pebbles” Bostwick**

P.O. BOX 24387, Lakeland, FL 33802  
Pebbles: 863.815.0595  
Pebbles@247productioneventservices.com  
Sue Bridges: 863.510.9251  
247Sue@gmail.com

**2. IATSE Local 631 // Kimberly Bowles**

5385 Conroy Road, Suite 200  
Orlando, FL 32811  
407.422.2747  
www.iatselocal361.com  
rhall@iatselocal631.com

**3. IMC // Joey Klimuszko**

10501 S. Orange Ave, Orlando, FL 32824  
407.816.4143  
imcorlando@hotmail.com

**4. RHINO STAGING // Pam Leombruno**

1255 La Quinta Drive, Suite 118  
Orlando, FL 32809  
321.236.6930  
michael@rhinostaging.com

All event labor invoices are the responsibility of the show promoter and the arena will not become a party to disputes between the promoter and the labor provider.

All stage labor must enter the arena at the employee entrance on South Street, east of the building loading dock.



# SEATING AND FLOOR SPECIFICATIONS

## Seating Capacities (Reserved Seating)

CONFIGURATION	SEAT COUNT
Basketball	18,478
Football	17,192
Hockey	17,353
End Stage 360°	16,486
End Stage 270°	14,304
End Stage 240°	13,528
End Stage 220°	13,048
End Stage 180° (Lower Bowl)	6,485
End Stage 180°	11,885
Center Stage 360°	17,030

\* These seats are estimates only. Seat counts are subject to change, based on individual show requirements. The floor plans are unique for each event. Please see Event Manager for the specific event floor plan.

## Event Floor Dimensions

CONFIGURATION	SIZE
Basketball	157'-7" x 86"-4"
Football	266'-2" x 86'-4"
Hockey	209'-4" x 86"-4"
End Stage 360°	211' x 86"-4"
End Stage 270°	211' x 86"-4"
End Stage 180°	211' x 86"-4"
Center Stage	157'7" x 86"-4"
Open Floor (without retracts)	266'2" x 86"-4"
Open Floor (with retracts)	157'7" x 86"-4"

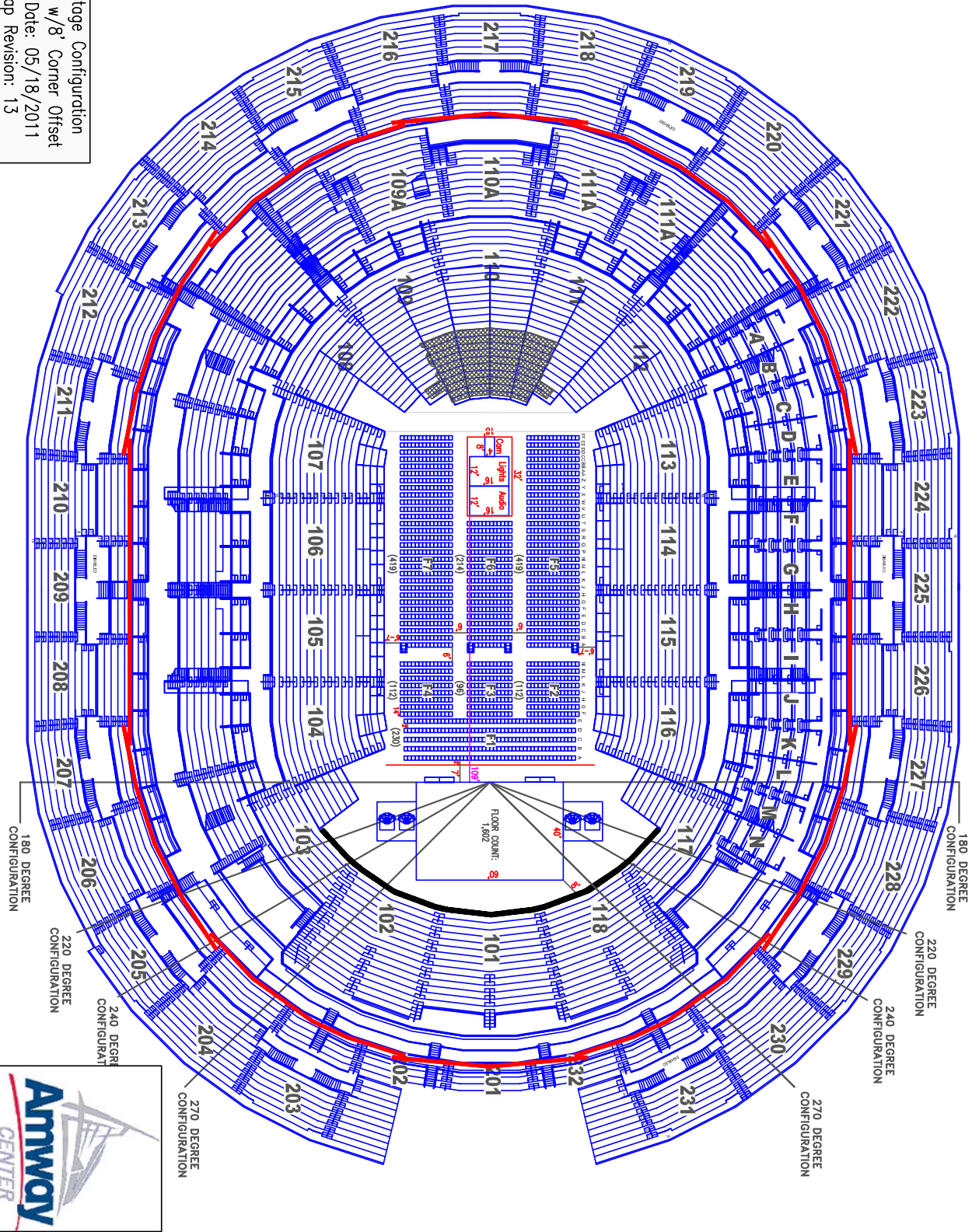
\* The event floor is equipped with floor inserts to accommodate a variety of events. Please consult with the Event Manager to determine the requirements of the event productions.

\*All dimensions are approximate.

## ADA Seating

The Amway Center complies with the Americans with Disabilities Act (ADA) 1990.

Endstage Configuration  
 60x40 w/8' Corner Offset  
 Map Date: 05/18/2011  
 Map Revision: 13





# SECURITY

## ***Staffing***

The security department is comprised of highly qualified, professional and friendly, in-house personnel who have been trained in CPR & AED. These employees provide a safe and secure environment for all employees, guests and property.

## ***Crowd Management***

Crowd management is provided by our contracted security. Security requirements can be made through the Security Manager.

## ***Security Control***

Security Control is located on the Event Level of the Amway Center, adjacent to the Loading Docks. The Security Control Office includes the Fire Control Room (FCR), Fire Alarm Systems Panel and Arena Security System.

Security Control is staffed 24 hours a day, 7 days a week, to monitor the premises and video surveillance cameras. The office number is 407.440.7010.

\*Please share with lead truck driver.

## ***Orlando Fire Department Staffing***

Medical Response staffing is comprised of an OFD supervisor and EMT/Paramedics. The staffing level will depend on each event. First Aid is located at the southeast corners of the Terrace and Promenade levels (Both offices are ALS equipped).

EMT/Paramedics are available for Load in/Load out upon request.

Special Requests such as oxygen, staff requests & special medical needs must be communicated via your building contact and Orlando Fire Department special events coordinator prior to event.

## ***Orlando Police Department Staffing***

Staffing is comprised of an OPD Lieutenant and officers inside the building and a Sergeant and officers outside the building.

## ***Lost and Found***

During an event, lost and found items are turned into the Guest Service Booth at Section 111 or 218. After the event all items are turned into and logged in the Security Control Office. If items are not claimed within 60 days of the event, lost and found items such as cellphones and IDs are turned over to the Property and Evidence Unit of the Orlando Police Department. Clothing items will be cleaned and donated to local charities.

Patrons can pick up lost items 24 hours a day, at the Employee Entrance on South Street pending the Amway Center's event schedule. Please make arrangements with security prior to item pickup by calling 407.440.7010.

## ***On-Site Ambulance***

If your event requires an On-Site Ambulance for the duration of your event, special arrangements can be made through your building contact. All requests must be made no later than 72 hours prior to event. There could be an increase in price if the request is not made within 72 hours of the event.





# ***NOTES***